

# BLACK JACK<sup>®</sup>

With an unrivaled balance of airflow and mobility, Black Jack belongs in every facility. Offering a fully assembled steel frame and 25-foot (7.6-meter) power cord that fits any standard outlet, it's the durable and convenient choice for your dynamic airflow needs. Best of all, Black Jack's powerful IPX5-rated motor runs quietly and efficiently, keeping your people comfortable without distraction.



## KEY FEATURES

- ▶ **Six aluminum airfoils** with winglets in an OSHA-compliant cage
- ▶ **Powerful airflow** provides coverage up to 120 feet (37 meters) away
- ▶ **Quiet, efficient EC motor** with variable speed control
- ▶ **Perfectly sized** to fit through standard interior doorways
- ▶ **Maneuvers indoors or out** with durable rubber wheels and handles
- ▶ **Arrives pre-assembled** and ready for operation

### DIAMETER

**6.5 FEET**  
(2.0 METERS)

### FRAME

**OSHA-COMPLIANT STEEL CAGE  
WITH ALL-TERRAIN RUBBER WHEELS**

### VOLTAGE

**110-125 OR 200-240  
SINGLE PHASE VAC**

### WARRANTY

**UP TO  
5 YEARS**

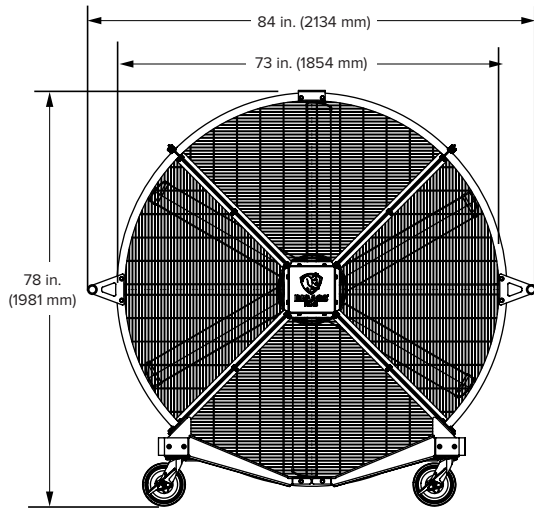
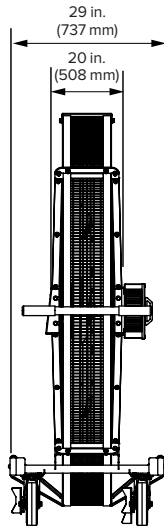


## DISCOVER MORE ABOUT BLACK JACK

Learn more at [bigassfans.com/black-jack](https://bigassfans.com/black-jack)  
or call **877.BIG.FANS** for a free custom quote.

# BLACK JACK


POWERFUL AIRFLOW THAT'S A BREEZE TO MANEUVER.



## Technical Specifications

| Input power and required breaker | Amperage  | Wattage | Operating Temperature            | Sound at max speed <sup>1</sup> | Weight             |
|----------------------------------|-----------|---------|----------------------------------|---------------------------------|--------------------|
| 110–125 VAC, 50/60 Hz, 1 Φ, 15 A | 7.8–7.1 A | 473 W   | -4°F to 131°F<br>(-20°C to 55°C) | 63.5 dBA                        | 310 lb<br>(141 kg) |
| 200–240 VAC, 50/60 Hz, 1 Φ, 10 A | 5.6–4.6 A | 466 W   |                                  |                                 |                    |

## Construction Features

| Cage and Frame  | Motor and Controller                             | Power Supply   | Environment   | Certifications  | Colors                           |
|---|--|--|---|---|----------------------------------|
| Preassembled 6.5 ft (2 m) steel frame<br>OSHA-compliant cage<br>All-terrain wheels with rubber treads | Direct drive ECM motor<br>Variable speed control | 25 ft (7.6 m) cord with plug fits standard power outlet<br>Optional 10 ft (3 m) cord available | IPX5 for indoor or outdoor use<br>Washdown construction |  UL Standard 507 and CSA Standard 22.2 No. 113 | Black<br>Custom colors available |



<sup>1</sup> Not suitable for salt air environments.

<sup>2</sup> Fans are sound tested at maximum speed in a laboratory environment. Actual results in field conditions may vary due to sound reflecting surfaces and environmental conditions.

Lead times may vary.  
See full warranty for coverage information.



USA  
BIGASSFANS.COM  
877-244-3267

CANADA  
BIGASSFANS.COM  
844-924-4277

AUSTRALIA  
BIGASSFANS.COM/AU  
1300 244 277

SINGAPORE  
BIGASSFANS.COM/SG  
65 6709 8500

MALAYSIA  
BIGASSFANS.COM/SG  
603 5565 0888

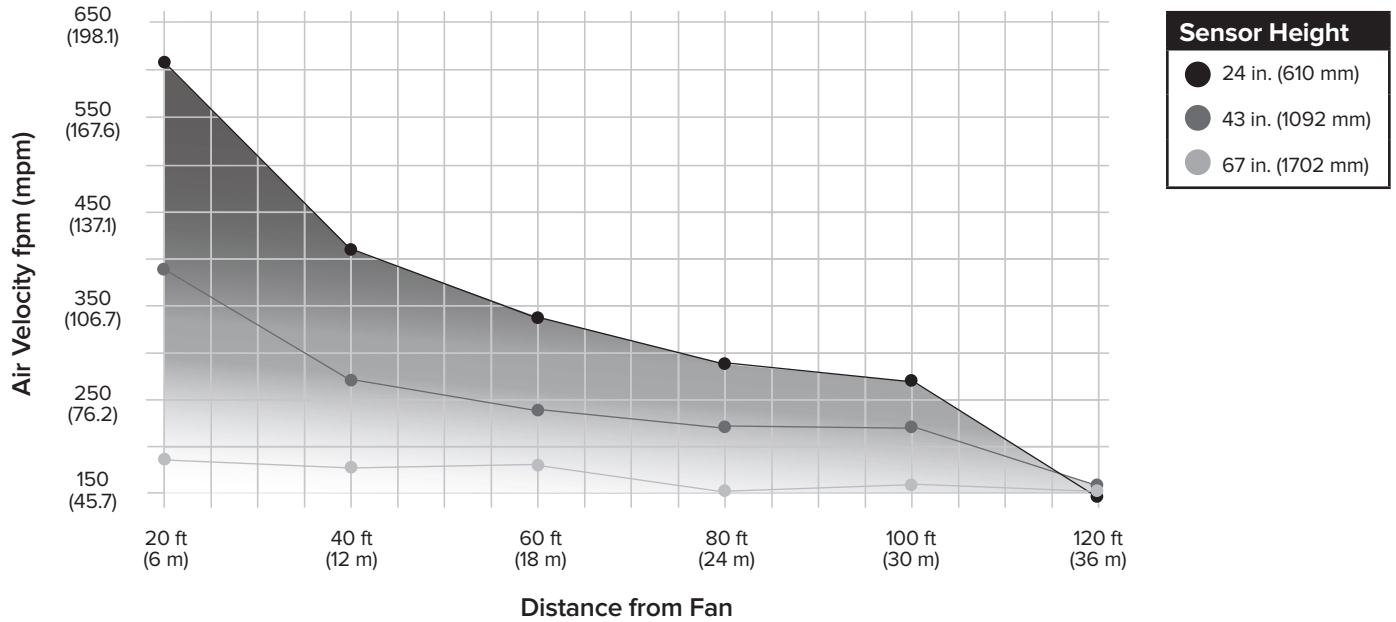
# BLACK JACK

## AIRFLOW



### AIRFLOW VELOCITY

The three lines show air velocity from the center of the fan at three sensors of varying height.



### AIRFLOW DISTANCE

Shaded areas represent cooling up to 120 feet (36.6 meters). That's one-third the length of a football field! Darker shading indicates faster air velocity.

