



Intertek
3073615

AIRREX[®]

PORTABLE AIR SCRUBBER

USER'S MANUAL

MODEL : HSC-HEPA2000



- ▶ Thank you for purchasing the unit. Before operation please read this user's manual carefully.
- ▶ Keep this manual on hand for reference.
- ▶ This unit is specified for use on the rated voltage power supply. For use outside the local electricity supply should be checked by a qualified electrician.
- ▶ It is essential that you read 'SAFETY INSTRUCTIONS' carefully before use and follow them at all times.
- ▶ The warranty form is on the last page. Please complete it now and keep it in a safe place.
- ▶ We have a policy of continual improving on our products. The contents (features and specifications) in this manual are therefore subject to change without notice.

 **HEPHZIBAH CO., LTD.**

TABLE OF CONTENTS

■ SAFETY INSTRUCTIONS	3
■ EXTERIOR DESCRIPTION	4
■ CONTROL PANEL FUNCTIONS	5
■ WIRING DIAGRAM & SPECIFICATIONS	6
■ FILTER & TROUBLE SHOOTING	7
■ WARRANTY	8

SAFETY INSTRUCTIONS

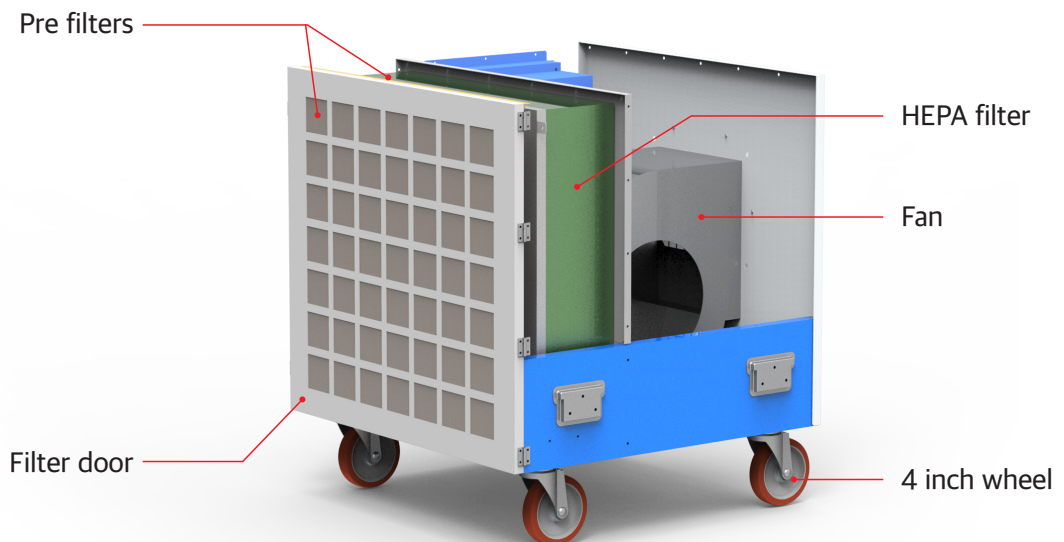

The following instructions are for ensuring the user safety and to prevent any physical injury or material damage. Please read carefully and follow all instructions.

WARNING AND CAUTION

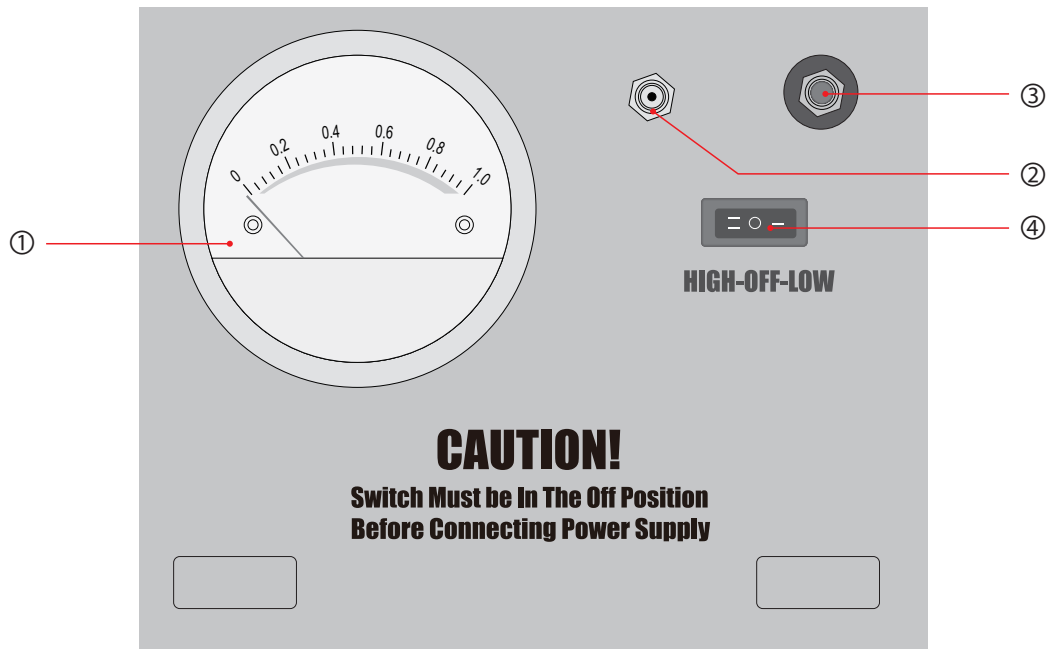
- ▶ Insert the power plug into the outlet for 115Vac 60Hz 1Ph only.
- ▶ When inserting the power cord into the outlet, turn off the switch before use.
- ▶ Do not touch the product with a wet hand.
- ▶ Do not put anything heavy on the power cord.
- ▶ When water gets into the product or the electricity part, pull out the power plug and dry it completely before use.
- ▶ Unplug the unit when during heavy lightning or electrical storms.
- ▶ Do not put the product at the humid place. It may occur a danger such as electric leak or electric shock.
- ▶ Do not install it at the place where inflammable gas is generated. It may occur a danger of explosion.
- ▶ Remove any obstacle at the inhaling hole and the exhaling hole.
- ▶ When cleaning the surface of the product, pull the power cord out, and use soft cloth for preventing a scratch.
- ▶ Do not use wet cloth, wax or thinner.
- ▶ Do not put a hand or foreign substance into the inhaling hole or the exhaling hole. It may occur a malfunction to the product or a physical injury.
- ▶ Pertaining to a risk of fire, electric shock, or injury to persons, for cleaning and user-maintenance, such as lubrication.
- ▶ Warn the user to unplug or disconnect the appliance from the power supply before servicing.

※ Keep this manual in a visible location near the unit for easy access.

EXTERIOR DESCRIPTION



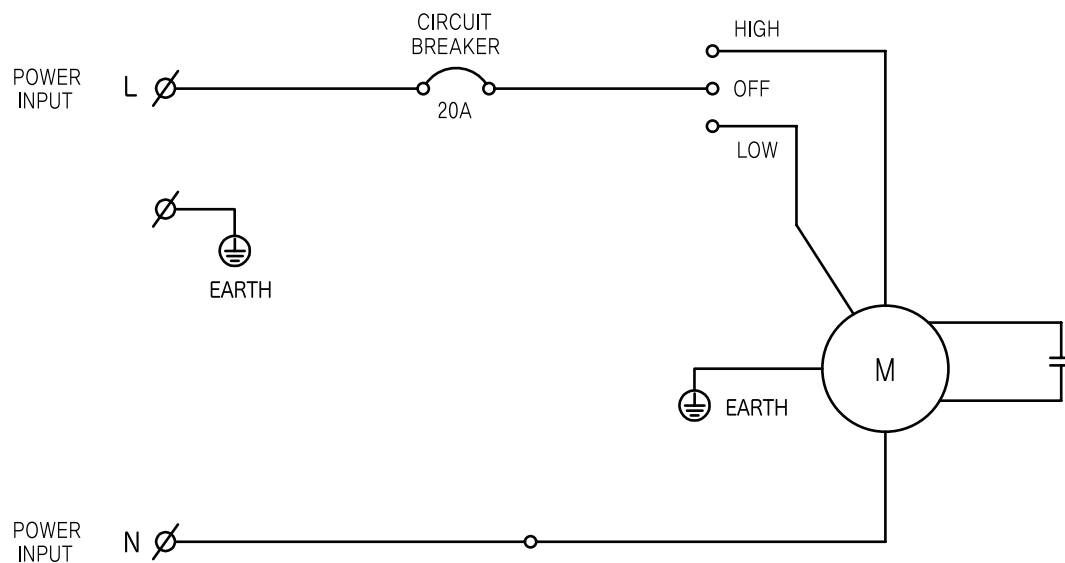
CONTROL PANEL FUNCTIONS



- ① Pressure Gauge
- ② Pressure Sensing Port
- ③ Circuit Breaker
- ④ Fan Speed (High / Off / Low) Switch

1. Before connecting the power cord, confirm the switch is turned off without fail.
2. For starting the product, press the switch in the control panel to the low or high.
3. For stopping the operation, press the OFF.

WIRING DIAGRAM




SPECIFICATIONS

MODEL	HSC-HEPA2000
Power Supply	115Vac 60Hz 1Ph
Power Consumption	High : 1,25kW / Low : 1,06kW
Air Flow	High : 1,950 CFM / Low : 1,410 CFM
Dimension (WxDxH)	28.5 x 30 x 30 inch
Weight	132 lbs


FILTER

Do not operate without the HEPA filter installed! Operating without the HEPA filter or using non-approved power cords may cause damage to the electrical system or mechanical components. Failure to comply will void all warranties.




PRE-FILTER

1. Size : 27.5 X 25.3 X 0.6 (inch)
2. The filter can collect dust of 10~30 μ m up to 20~85% in accordance with the standard of weight method.



PRE-FILTER PANEL

1. Size : 24.0 X 24.0 X 0.8 (inch)
2. Aluminum frame is put around the outer edge. It can collect dust of 10~20 μ m up to 90% in accordance with the standard of weight method.



HEPA FILTER

1. Size : 24.0 X 24.0 X 5.9 (inch)
2. It can collect dust of 0.3 μ m up to 99.97% in accordance with the standard of weight method.

■ TIME OF FILTER CHANGE

1. At the time the pressure gauge value is 0.72 in high, and more than 0.62 in low.
2. At the time the filter is damaged due to a long-time use.
3. At the time the inhaling power falls due to a clogging in the filter.

TROUBLE SHOOTING

TROUBLE	CHECK & REMEDY
The machine cannot be operated	Confirm that the power cord is correctly connected with the outlet.
After operating, the power turns off.	Due to an over electric current, the power source is being cut. Please check the circuit breaker.
Inhaling / exhaling is weak.	Check if the filter is damaged or contaminated.
Dust is flowed out of the exhaling hole.	Check if the filter is damaged or correctly installed.

WARRANTY

(Applicable to first retail purchaser only)

AIRREX unit gives the more reliable performance, comfort and durability the more they are used. They are built under a strict quality assurance regime which includes inspection both during and after production and exhaustive reliability testing.

In the unlikely event you have any problems, please contact your dealer or distributor. If the problem is as a result of a production fault or failure, repairs will be undertaken free of charge during the period of warranty subject to the following warranty conditions:

1. If the problem has been caused by customer error or misuse, abuse or damage, then all repairs will be charged for.
2. This warranty applies to your country.
3. Proof and date of purchase must be supplied.
4. Please complete the details below and keep this warranty in a safe place.
5. All transportation charges back to the dealer are at customer's cost. Keep all original packaging to facilitate return. Return to customer will be at dealer's cost (if genuine warranty claim).

DESCRIPTION	PORTABLE AIR SCRUBBER		
MODEL	HSC-HEPA2000		
DATE OF PURCHASE		PRODUCT SERIAL NO.	
WARRANTY PERIOD	() Months		
DISTRIBUTOR	Name of Company		
	Telephone No.		
CUSTOMER DETAILS	Name :		
	Address :		
	Telephone :		

Manufactured by :
HEPHZIBAH CO.,LTD.
(Juan-dong) 86, Gilpa-ro
71beon-gil, Michuhol-gu,
Incheon, Korea
TEL : +82-32-509-5834
FAX : +82-32-502-5519
E-mail : airrex@hdtex.com
Website : www.airrex.biz

Distributed by :
Airrex USA
1191 Jewell Dr Ste 101 Waco, TX 76712

TEL : 888-535-8841
FAX : 469-574-7924
E-mail : sales@airrexusa.com
Website : www.airrexusa.com